



from 60 to 110 HP



Ø 20 cm max


FORESTRY MULCHER WITH FIXED TOOTH ROTOR.

The compact size and design of the UML make it suitable for wheeled or tracked tractors which is ideal to run in orchards and vineyards. The low position allows the main PTO shaft to work at an optimal angle and the frame has been reinforced to resist any warping caused by the steering movements of a tractor.



STANDARD EQUIPMENT
PTO shaft with cam clutch
Gearbox with freewheel
Trasmission with belts in XPB
Hydraulic rear hood
Welded steel counter-blades
Adjustable skids
Reinforced heavy duty frame to increase axial loads
Protection chains

OPTIONS
Hydraulic top link
Mechanical push frame
Special skids to go underground
Multiple tooth options

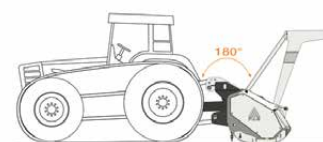
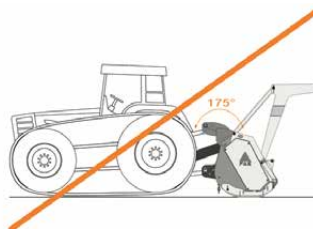


Mechanical push frame
(optional)

Heavy duty reinforced frame

Adjustable skids

Mulcher designed for tractors with a low profile PTO shaft.



MODEL	Tractor (HP)		PTO (rpm)	Working width (mm)	Total width (mm)	Weight (kg)	Max shredding diameter (mm)	No. teeth type C/3 + C/3/SS	No. teeth type I + C/3/SS
	min	max							
UML/LOW 150	60	100	540	1580	1840	930	200	32+2	42+2
UML/LOW 175	70	110	540	1820	2080	1060	200	36+2	50+2
UML/LOW 200	80	110	540	2060	2380	1190	200	42+2	58+2

Data refers to machine as standard. The technical data in this catalog may be altered without prior notice.